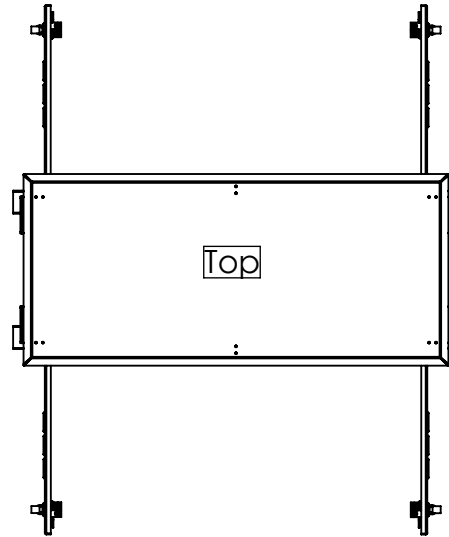


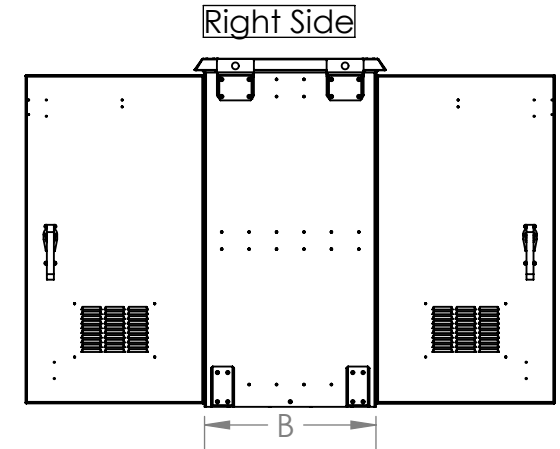
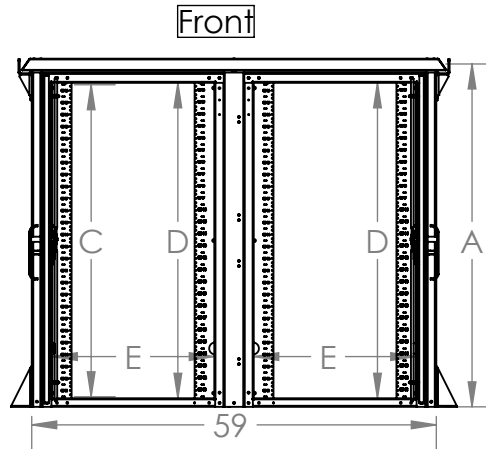
1. This is a Website Drawing. DO NOT use for fabrication.
2. Website Drawings created from Approved from drawings of Top Level Assembly.

REVISIONS		
REV.	DESCRIPTION	DATE
A	Web Drawing per DR-00386	09/22/2011

Cab	Height {A}	Depth {B}	RU {C}	Door Opening Height {D}	Door Opening Width {E}	Rail Height {F}
16"	16.98"	---	7	12.75"	23.625"	12.98"
30"	30.98"	---	15	26.75"	23.625"	26.98"
50"	50.23"	---	26	46"	23.625"	46.23"
62"	62.48"	---	33	58.25"	23.625"	58.48"
78"	78.23"	---	42	74"	23.625"	74.23"
DX	---	25"	---	---	---	---
DD	---	34"	---	---	---	---
DDX	---	42"	---	---	---	---



The 2OD-50DX enclosure seen is for visualization purposes ONLY.



NOTES: UNLESS OTHERWISE SPECIFIED

1. DIMENSIONS AND TOLERANCES ARE IN ACCORDANCE WITH ASME Y14.5M
2. DIMENSIONS ARE IN INCHES, UNLESS OTHERWISE SPECIFIED
3. THIS IS A SUPPLEMENTAL DRAWING AND MAY NOT BE FULLY DIMENSIONED
4. THE NOTES, TOLERANCES, AND SPECIAL INSTRUCTIONS ARE TO BE USED ALONG WITH THE LATEST REVISION OF THE SOLID DATABASE. THE PART OR ASSEMBLY IS TO BE CONTROLLED PER THE ELECTRONIC FILE.
5. SYMBOL \ominus DENOTES CRITICAL DIMENSIONS AND MUST BE INSPECTED.
6. REMOVE ALL BURRS AND SHARP EDGES 0.025" MAX RADIUS OR CHAMFER
7. DO NOT DEBURR PRESS FIT HOLES
8. DIMENSIONS SHALL APPLY AFTER ALODINE, PAINT, FINISH, OR COAT IS APPLIED
9. INSTALL PRESS FIT STANDOFFS, STUDS, AND NUTS IN ACCORDANCE WITH THE MANUFACTURER'S SPECIFICATIONS.
10. IDENTIFY PART WITH PART NUMBER, REVISION LETTER AND SERIAL NUMBER
11. FINISHED PART TO BE FREE OF OILS, LUBRICANTS, AND OTHER CONTAMINANTS
12. TOLERANCES, UNLESS OTHERWISE SPECIFIED:
 1. HOLE SIZE: ± 0.003 "
 2. HOLE TO HOLE: ± 0.005 "
 3. HOLE TO EDGE: ± 0.010 "
 4. HOLE TO FOLD: ± 0.015 "

UNLESS OTHERWISE SPECIFIED:

DIMENSIONS ARE IN INCHES

- ANGULAR: $\pm 1^\circ$
- FRACTIONAL/NO DECIMAL: ± 0.1250
- ONE PLACE DECIMAL: ± 0.0625
- TWO PLACE DECIMAL: ± 0.0200
- THREE PLACE DECIMAL: ± 0.0150

ALL HOLES: $\pm 0.0030 \phi$

MATERIAL THICKNESS IS: 0.125"

MATERIAL: Varies

PAINT: Varies

DO NOT SCALE DRAWING



	NAME	DATE
Model by:	DDB	09/22/11
Drawn by:	EdwardW	09/23/11
Sales Rep.:	Stevbe	09/23/11
Q.A. Appr.:	charliec	09/23/11
Prod.Mgr.:	ClarkK	09/26/11
Control Number:	008-000374	

DDB Unlimited

2OD-XXXX

Enclosure, 2OD Series

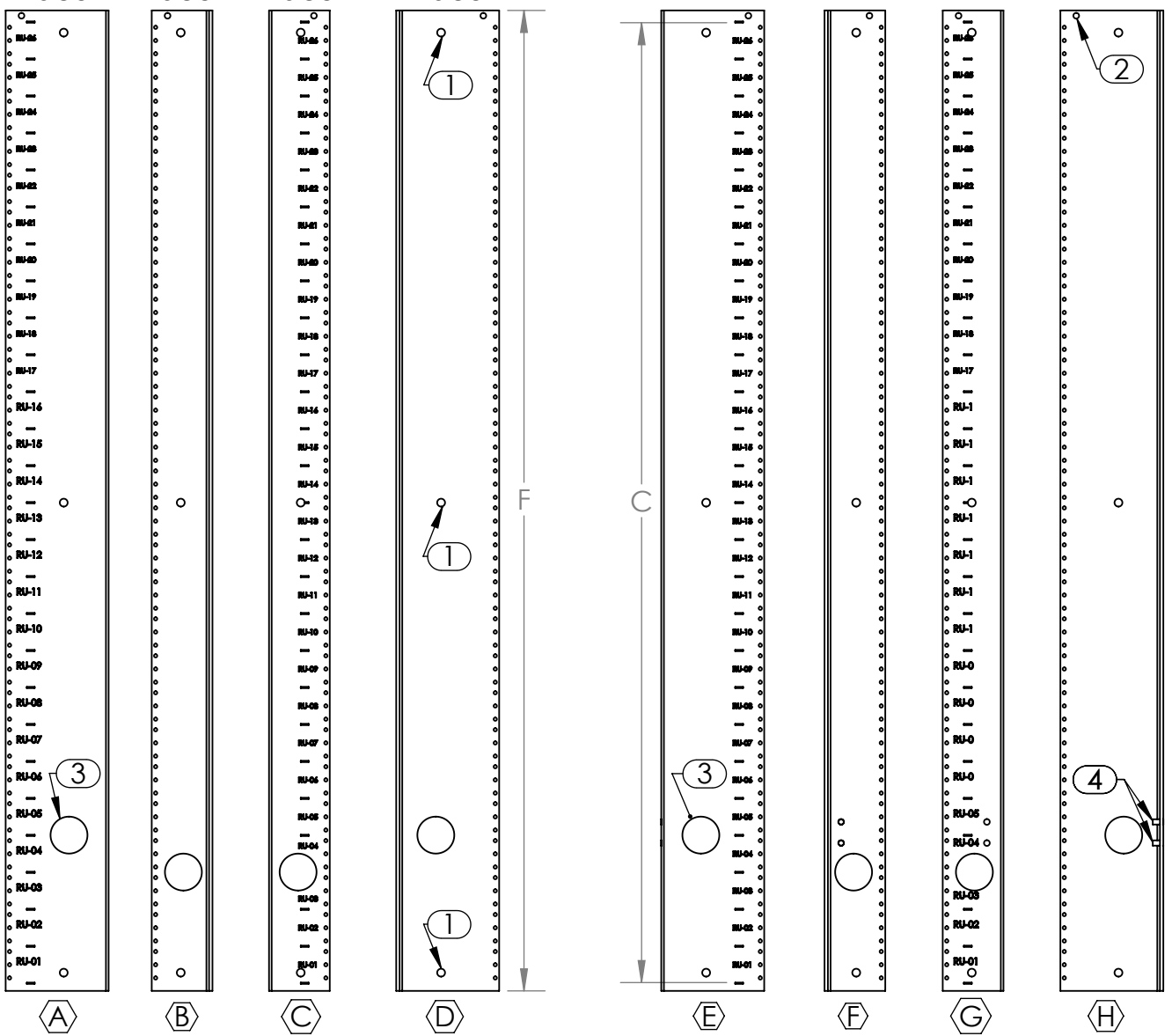
SIZE	Cage Code:	DWG. NO.:	REV
A	385Y5	00386	A
SCALE: 1:2		WEIGHT: 273 lbs.	SHEET 1 OF 2

PROPRIETARY AND CONFIDENTIAL
 THE INFORMATION CONTAINED IN THIS DRAWING IS THE SOLE PROPERTY OF DDB Unlimited, INC. ANY REPRODUCTION IN PART OR AS A WHOLE WITHOUT THE WRITTEN PERMISSION OF DDB Unlimited, INC. IS PROHIBITED.

DDB FORM: 7.1-2-REV.C 09/07/11

8 7 6 5 4 3 2 1

19" Rack Face 19" Mounting Face 23" Rack Face 23" Mounting Face 19" Rack Face 19" Mounting Face 23" Rack Face 23" Mounting Face

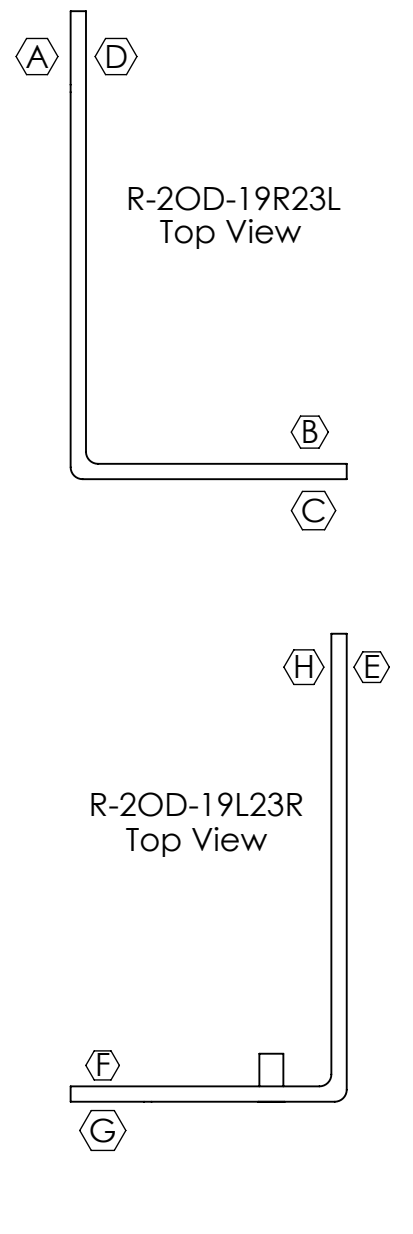


R-2OD-19R23L

R-2OD-19L23R

- 1. Mounting Holes
- 2. Ground Strap Hole
- 3. Cable Pass Through Hole
- 4. Ground Studs

The 2OD-50DX Rails seen are for visualization purposes ONLY.



R-2OD-19R23L Top View

R-2OD-19L23R Top View

R-2OD		
Rail, Standard		
SIZE Cage Code:	DWG. NO.:	REV
A 385Y5	00386	A
MATERIAL: 5052-H32	SCALE: 1:2	WEIGHT: 5.32 lbs.
PAINT: MIL-DTL-5541 F, CI 1A		SHEET 2 OF 2

PROPRIETARY AND CONFIDENTIAL
 THE INFORMATION CONTAINED IN THIS DRAWING IS THE SOLE PROPERTY OF DDB Unlimited, INC. ANY REPRODUCTION IN PART OR AS A WHOLE WITHOUT THE WRITTEN PERMISSION OF DDB Unlimited, INC. IS PROHIBITED.

DDB FORM: 7.1-2-REV-B 06/28/11

8 7 6 5 4 3 2 1