



# Indoor and Outdoor Enclosures

Outdoor Nema 3, 3R, 4, 4X Cabinet Enclosures • LTE • 4G • Wimax • Telecom • Security • Traffic

## SPECTRACOOL™ NARROW INDOOR/OUTDOOR



**N36**  
6000/8000 BTU/Hr.  
1758/2344 Watt

### INDUSTRY STANDARDS

UL/cUL Listed; Type 12, 3R, 4; 4X optional; File No. SA6453

CE  
IP 56 Internal Loop  
IP 34 on External Loop  
Telcordia GR-487 capable (Outdoor)

### APPLICATION

- Industrial automation
- Waste water treatment systems
- Package handling equipment
- Security and defense systems

### FEATURES

- Narrow design accommodates 12-in. (300-mm) deep cabinets
- Energy efficient reciprocating compressor on N28 models
- Energy efficient rotary compressor on N36 and N43 models
- R407c and R134a earth-friendly refrigerants
- Models for 115, 230 and 400/460 3-phase VAC power input
- UL Listed to save customers time and money with agency approvals
- Outdoor model operating temperature range from -40 F/-40 C to 131 F/55 C (125 F/52 C on N28 Series)
- Attractive industrial design with minimal use of visible fasteners
- Reliable mechanical thermostat on enclosure side of the unit; indoor Air Conditioner models include digital display on ambient side
- Galvanized sheet-metal cover for rugged factory and outdoor environments
- Easy-mount flanges for simple installation
- Cut-out adapter options for enclosures with GENESIS® air conditioners enable users to easily transition to the new unit
- Dust-resistant condenser coil allows the unit to be run filterless in most applications
- Cleanable, reusable aluminum mesh filter protects coils for maximum cooling performance
- Mounting hardware, gaskets and user manual furnished with the unit
- Every unit functionally tested before shipping
- Standard Indoor Air Conditioner models also include:
  - Active condensate management with heater strip
  - Power-off relay for door switch and other system requirements
  - Malfunction switch
- Standard Outdoor Air Conditioner models also include:
  - Telcordia GR-487 capable
  - Corrosion-resistant components
  - Malfunction switch
  - Compressor heater
  - Head pressure control
  - 1300 W enclosure heater

### SPECIFICATIONS

- Nominal cooling capacity:  
N36 6000 & 8000 BTU/Hr. (1758 and 2344 W)  
Outdoor model operating temperature range from -40 F/-40 C to 131 F/55 C (125 F/52 C on N28 Series)

### FINISH

- RAL 7035 light-gray, semi-textured powder-coat paint
- Other colors and textures available

### NOTES

Visit [www.PentairProtect.com](http://www.PentairProtect.com) to download 2D and 3D CAD drawings into the overall design of your electronic system.

8445 Highway 77 North, Wynnewood, OK 73098  
T: (800) 753-8459 • F: (877) 220-7236  
[sales@ddbunlimited.com](mailto:sales@ddbunlimited.com) • [www.ddbunlimited.com](http://www.ddbunlimited.com)

**ISO 9001 Certified**  
**CSA Certified**  
**Cage Code 385Y5**



# Indoor and Outdoor Enclosures

Outdoor Nema 3, 3R, 4, 4X Cabinet Enclosures • LTE • 4G • Wimax • Telecom • Security • Traffic

## Performance Data N36 6000/8000 BTU/Hr. (1758/2344 Watt)

CATALOG NUMBER						
Indoor Model	N360616G050	N360626G050	N360646G050	N360816G050	N360826G050	N360846G050
Indoor Model Stainless Steel Type 4X	N360616G051	N360626G051	N360646G051	N360816G051	N360826G051	N360846G051
Indoor Model with Remote Access Control*	N360616G060	N360626G060	N360646G060	N360816G060	N360826G060	N360846G060
Outdoor Model without Heat Pkg.	N360616G100	N360626G100	N360646G100	N360816G100	N360826G100	N360846G100
Outdoor Model without Heat Pkg. Stainless Steel Type 4X	N360616G102	N360626G102	N360646G102	N360816G102	N360826G102	N360846G102
Outdoor Model with Heat Pkg.	N360616G150	N360626G150	N360646G150	N360816G150	N360826G150	N360846G150
Outdoor Model with Heat Pkg. Stainless Steel Type 4X	N360616G151	N360626G151	N360646G151	N360816G151	N360826G151	N360846G151
COOLING PERFORMANCE						
<b>Nominal:</b>						
BTU/Hr.	5400 / 6000	5400 / 6000	5400 / 6000	8250 / 8500	8250 / 8500	8250 / 8500
Watts	1581 / 1757	1581 / 1757	1581 / 1757	2416 / 2489	2313 / 2635	2284 / 2401
At 131 F / 131 F (55 C / 55 C):						
BTU/Hr. (50 / 60 Hz)	5585 / 6180	5469 / 5965	5300 / 6089	8213 / 8453	7874 / 8063	7777 / 8166
Watts (50 / 60 Hz)	1637 / 1811	1603 / 1748	1553 / 1785	2405 / 2475	2306 / 2361	2277 / 2391
At 95 F / 95 F (35 C / 35 C):						
BTU/Hr. (50 / 60 Hz)	4909 / 5485	5159 / 5621	5572 / 6026	7028 / 7626	6660 / 7411	6877 / 7525
Watts (50 / 60 Hz)	1439 / 1607	1512 / 1647	1633 / 1766	2058 / 2233	1950 / 2170	2014 / 2203
Refrigerant	R134a	R134a	R134a	R134a	R134a	R134a
Refrigerant Charge (ounces/grams)	20 / 567	22 / 624	16 / 454	36 / 1021	36 / 1021	36 / 1021
Operating Temperature Range:						
Maximum (°F / °C)	131 / 55	131 / 55	131 / 55	131 / 55	131 / 55	131 / 55
Minimum (°F / °C)	-40 / -40	-40 / -40	-40 / -40	-40 / -40	-40 / -40	-40 / -40
Air Flow at 0 Static Pressure:						
Internal loop 50 Hz (CFM / M <sup>3</sup> /Hr.)	251 / 426	250 / 425	250 / 425	250 / 425	245 / 416	243 / 413
External loop 50 Hz (CFM / M <sup>3</sup> /Hr.)	284 / 483	338 / 574	338 / 574	313 / 532	347 / 589	365 / 620
Internal loop 60 Hz (CFM / M <sup>3</sup> /Hr.)	261 / 443	261 / 443	261 / 443	263 / 447	258 / 439	254 / 432
External loop 60 Hz (CFM / M <sup>3</sup> /Hr.)	311 / 528	356 / 605	356 / 605	338 / 574	382 / 648	394 / 669
Max. Heater W (Outdoor Models)	1300	1300	1300	1300	1300	1300
ELECTRICAL DATA						
Rated Voltage	115	230	400 / 460 3~	115	230	400 / 460 3~
Frequency (Hz)	50 / 60	50 / 60	50 / 60	50 / 60	50 / 60	50 / 60
Operating Range	+/-10%	+/-10%	+/-10%	+/-10%	+/-10%	+/-10%
Max. Power Consumption (Watts at 50 / 60 Hz)	911 / 1108	908 / 1073	697 / 895	1334 / 1530	1265 / 1403	572 / 628
Max. Nominal Current (Amps at 50 / 60 Hz)	9.1 / 10.1	4.5 / 4.7	1.59 / 1.69	11.6 / 13.3	5.5/6.1	2.9/3.0
Starting Current (Amps)	39.2	23	8.1	48.3	27	16
Agency Approvals	cUL Listed CE Others available upon request Terminal Block					
Power Input Description	Terminal Block					
ENCLOSURE PROTECTION						
UL Type	Type 12, 3R, 4 Standard Type 4X Stainless Steel Optional					
CONTROLLER						
Description	Basic Mechanical Thermostat					
Thermostat Location	Enclosure Side					
Factory Thermostat Setting (°F / °C)	80 / 27					
SOUND LEVEL						
At 1.5 Meters	66.9 dBA	66.7 dBA	68.2 dBA	66.0 dBA	66.0 dBA	66.0 dBA
UNIT CONSTRUCTION						
Material	Galvanized sheet metal standard Stainless steel optional					
Finish	RAL 7035 light-gray, semi-textured powder-coat paint standard Other colors available					
ACCESSORIES						
EASYSWAP Adaptor Plenum (GENESIS™ M36)	Enables SPECTRACOOL to be mounted to a GENESIS M36 air conditioner cutout Catalog Number PLM36N36					
UNIT DIMENSIONS						
Height (in. / mm)	36.00 / 914.4					
Width (in. / mm)	11.50 / 292.1					
Depth (in. / mm)	14.00 / 355.6					
Weight (lb. / kg)	100 / 45	100 / 45	104 / 47	106 / 48	106 / 48	114 / 52

\*Units with Remote Access Control utilize a digital controller and communicate via EtherNet/IP, Modbus TCP/IP and SNMP over ethernet or modbus RTU over USB.

8445 Highway 77 North, Wynnewood, OK 73098

T: (800) 753-8459 • F: (877) 220-7236

sales@ddbunlimited.com • www.ddbunlimited.com

ISO 9001 Certified

CSA Certified

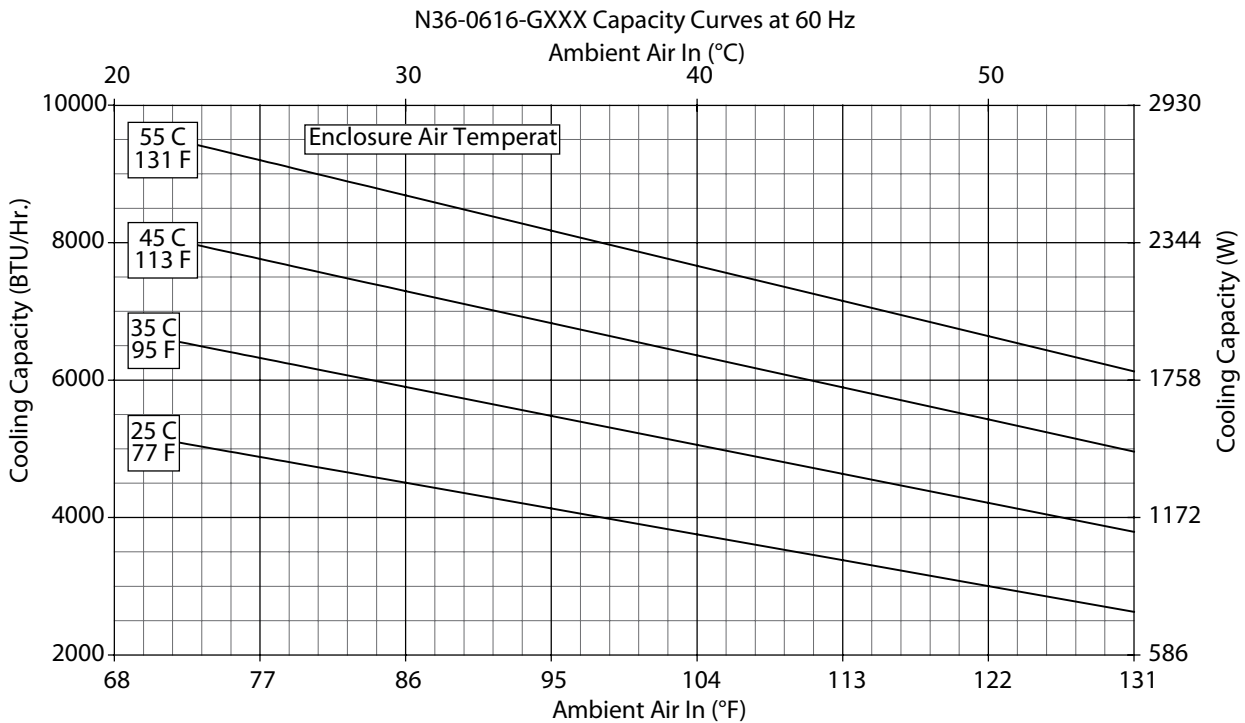
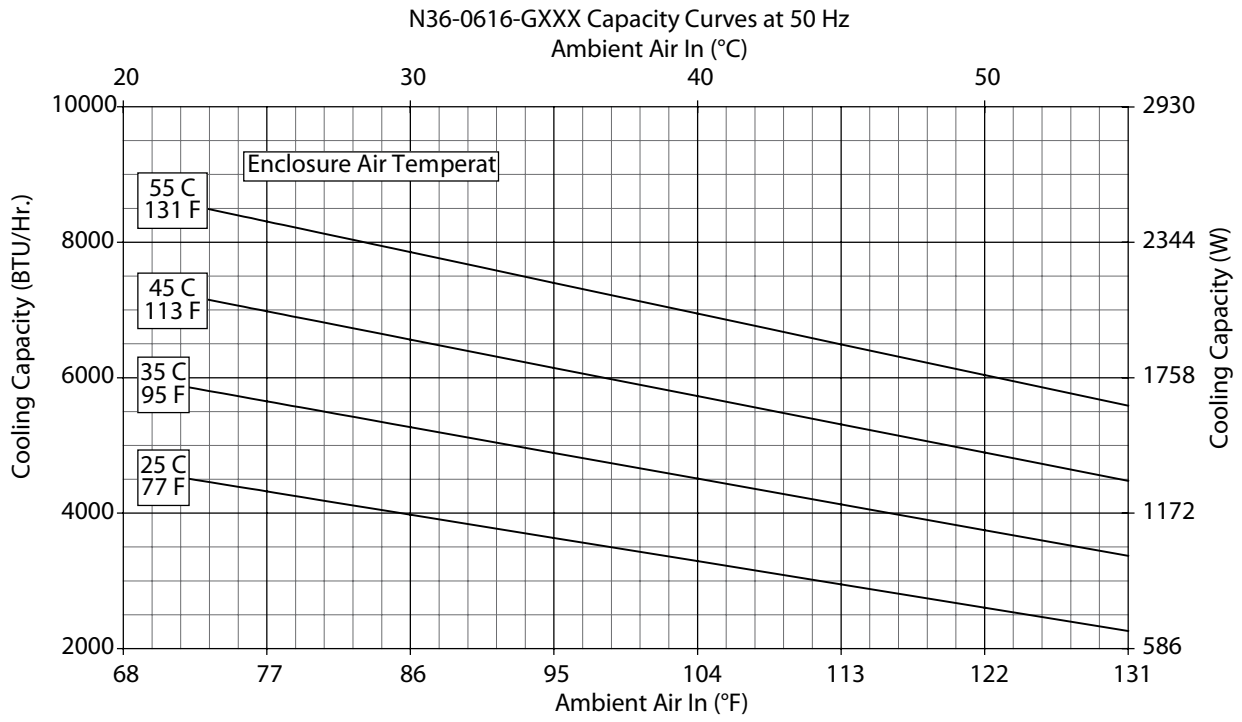
Cage Code 385Y5



# Indoor and Outdoor Enclosures

Outdoor Nema 3, 3R, 4, 4X Cabinet Enclosures • LTE • 4G • Wimax • Telecom • Security • Traffic

Performance Curves for N36 Models 6000 BTU/Hr. (1758 Watt)



8445 Highway 77 North, Wynnewood, OK 73098  
T: (800) 753-8459 • F: (877) 220-7236  
sales@ddbunlimited.com • www.ddbunlimited.com

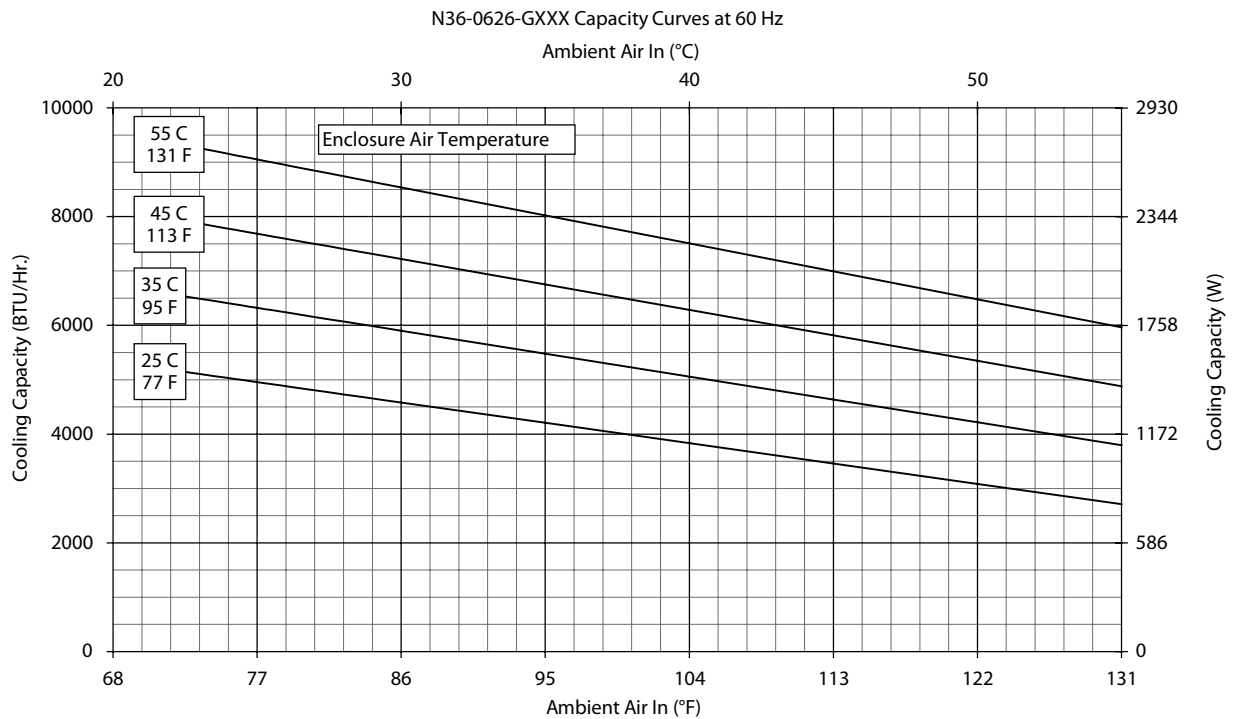
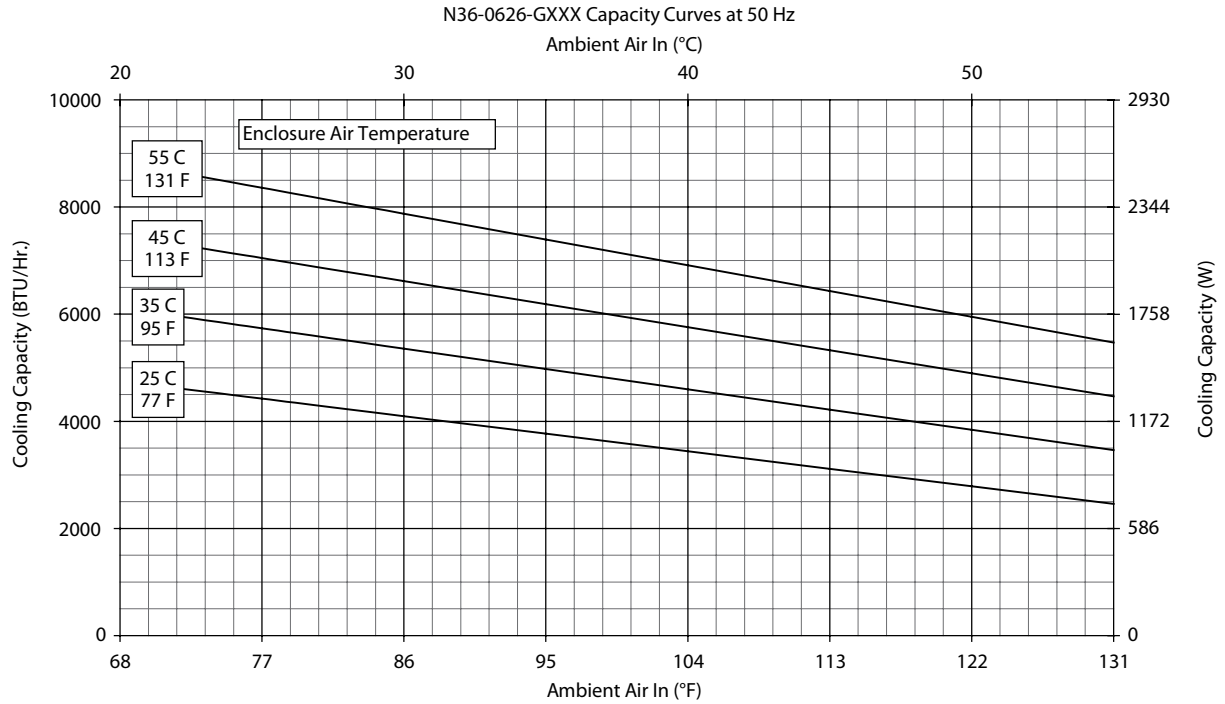
ISO 9001 Certified  
CSA Certified  
Cage Code 385Y5



# Indoor and Outdoor Enclosures

Outdoor Nema 3, 3R, 4, 4X Cabinet Enclosures • LTE • 4G • Wimax • Telecom • Security • Traffic

Performance Curves for N36 Models 6000 BTU/Hr. (1758 Watt)



8445 Highway 77 North, Wynnewood, OK 73098  
T: (800) 753-8459 • F: (877) 220-7236  
sales@ddbunlimited.com • www.ddbunlimited.com

ISO 9001 Certified  
CSA Certified  
Cage Code 385Y5

N36 6000/8000 BTU/Hr. (1758/2344 Watt)

