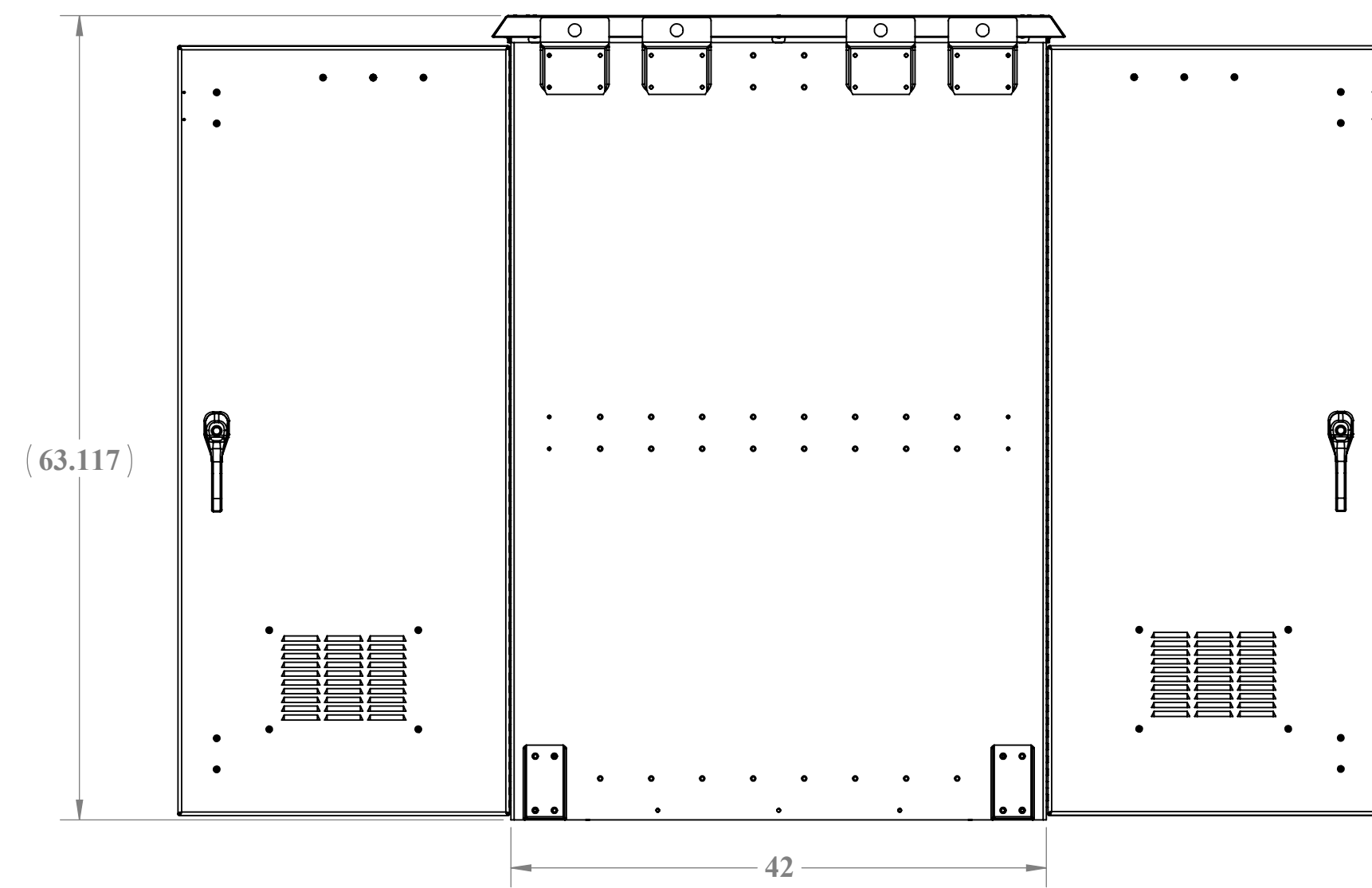
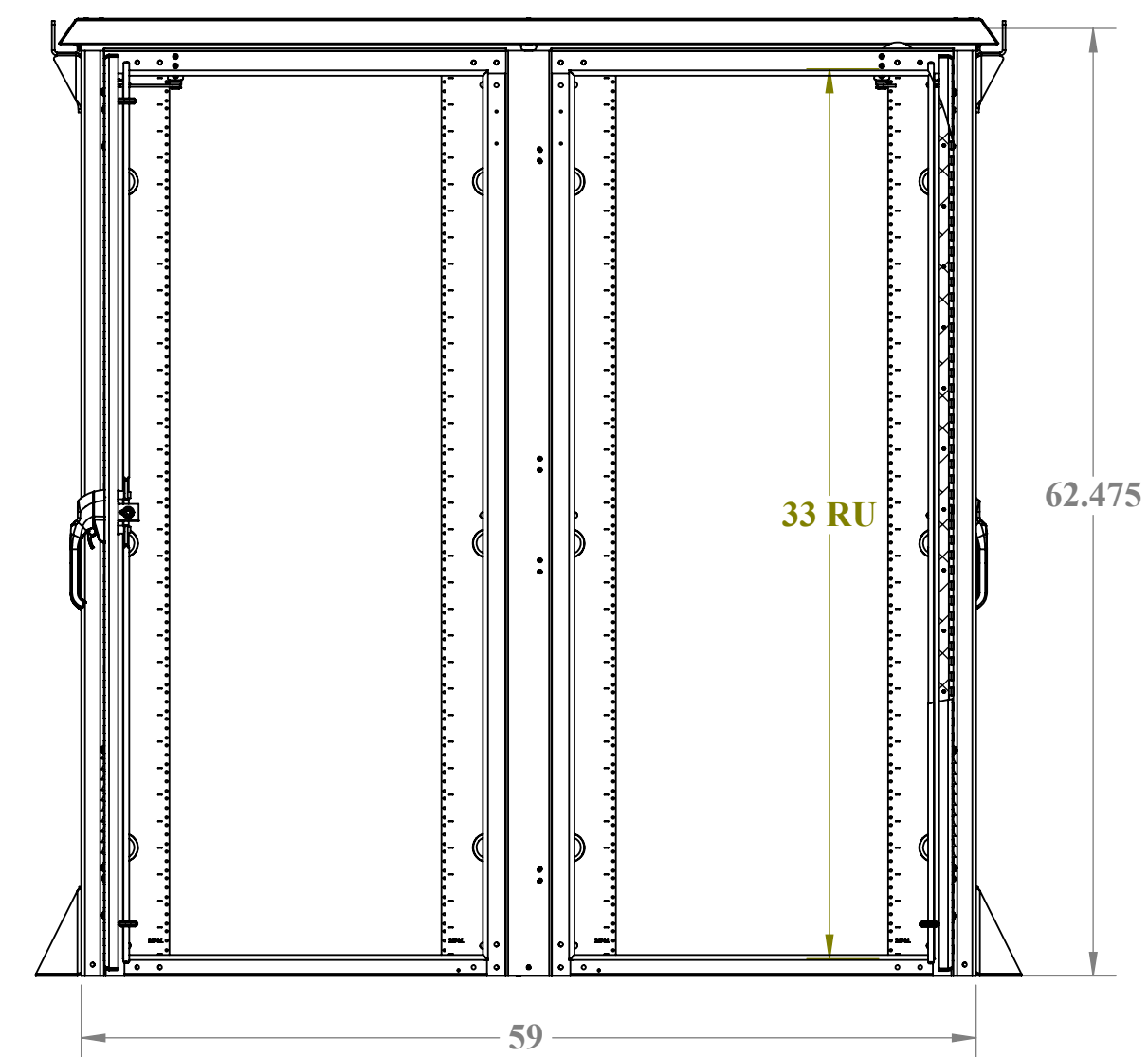
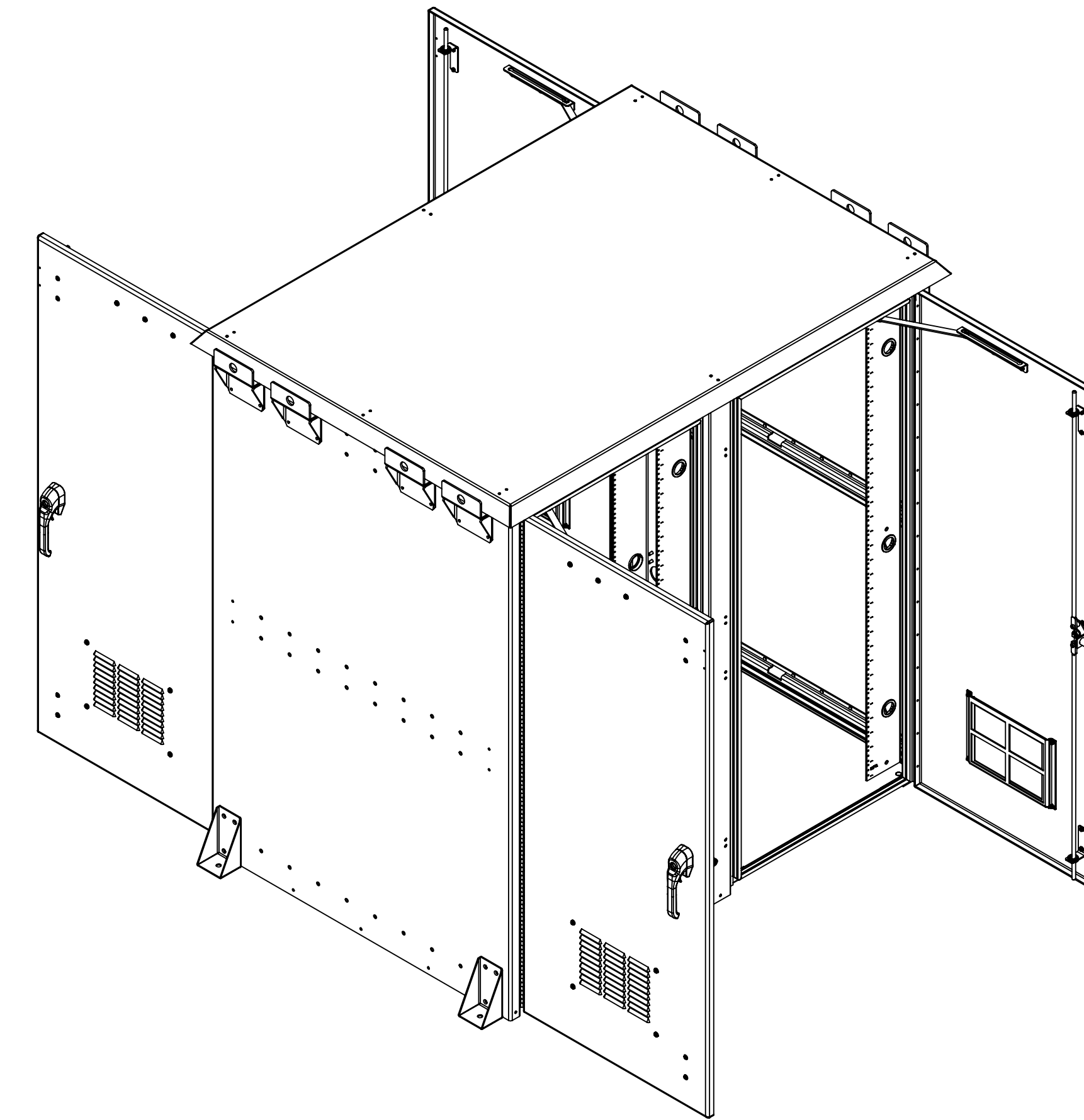
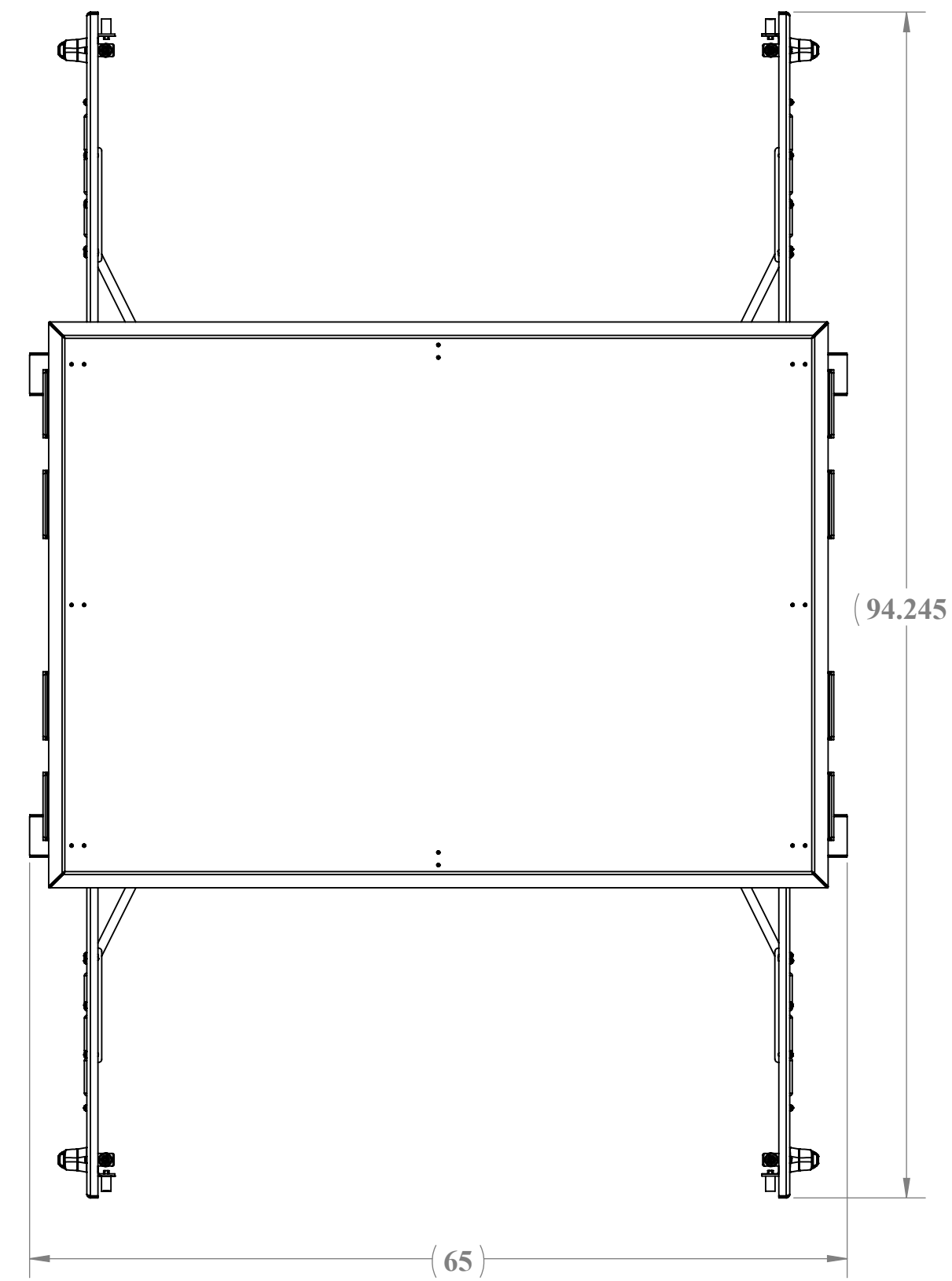


WEB DRAWING (NOT FOR FABRICATION)

For Fabrication Drawing of this enclosure see DWG #: 00041

REVISIONS		
REV.	DESCRIPTION	DATE
A	Initial Release per DR-00968	5/28/2014



NOTES: UNLESS OTHERWISE SPECIFIED

- DIMENSIONS AND TOLERANCES ARE IN ACCORDANCE WITH ASME Y14.5M
- DIMENSIONS ARE IN INCHES, UNLESS OTHERWISE SPECIFIED
- THIS IS A SUPPLEMENTAL DRAWING AND MAY NOT BE FULLY DIMENSIONED. THE NOTES, TOLERANCES, AND SPECIAL INSTRUCTIONS ARE TO BE USED ALONG WITH THE LATEST REVISION OF THE SOLID DATABASE. THE PART OR ASSEMBLY IS TO BE CONTROLLED PER THE ELECTRONIC FILE
- ALL PEM STUDS SHALL BE FHS FOR STAINLESS ENCLOSURES AND FHA FOR ALUMINUM.
- ALL EXTERIOR WASHERS SHALL BE SEALING WASHERS
- THE FOLLOWING WEATHER STRIPPING SHALL BE USED FOR THE FOLLOWING APPLICATIONS:
DOOR LIP - TRIMLOCK 3100B3X1/8C
FAN PLATES - STICKER-TITE 1/8x3/8
ACS - STICKER-TITE 1/4x3/4
- CUSTOM ENCLOSURES SHALL HAVE SECURITY TORX FOR ALL EXTERIOR HARDWARE.
- SYMBOL DENOTES CRITICAL DIMENSIONS AND MUST BE INSPECTED
- REMOVE ALL BURRS AND SHARP EDGES 0.025" MAX RADIUS OR CHAMFER
- DO NOT DEBURR PRESS FIT HOLES
- DIMENSIONS SHALL APPLY AFTER ALODINE, PAINT, FINISH, OR COAT IS APPLIED
- INSTALL PRESS FIT STANDOFFS, STUDS, AND NUTS IN ACCORDANCE WITH THE MANUFACTURER'S SPECIFICATIONS.
- ALL OPEN HOLES SHALL BE POPULATED WITH APPLICABLE HARDWARE
- IDENTIFY PART WITH PART NUMBER, REVISION LETTER AND SERIAL NUMBER
- FINISHED PART TO BE FREE OF OILS, LUBRICANTS, AND OTHER CONTAMINANTS
- NO NYLON LOCK NUTS TO BE USED ON ANY PEM STUDS, UNLESS OTHERWISE SPECIFIED.
- ALL PEM STUDS WILL BE SECURED WITH EXTERNAL TOOTH WASHER AND STANDARD NUTS.
- TOLERANCES, UNLESS OTHERWISE SPECIFIED:
a. HOLE SIZE: +/- 0.003"
b. HOLE TO HOLE: +/- 0.005"
c. HOLE TO EDGE: +/- 0.010"
d. HOLE TO FOLD: +/- 0.015"
e. FOLD TO FOLD: +/- 0.020"

WEB DRAWING (NOT FOR FABRICATION)



UNLESS OTHERWISE SPECIFIED:		NAME	DATE	DDB Unlimited Inc.			
DIMENSIONS ARE IN INCHES		Model by:	DDR	20D-62DDX WEB			
ANGULAR:	±1°	Drawn by:	EdwardW	DWG, WEB, 20D, 62, DDX			
FRACTIONAL/NO DECIMAL:	±0.1250	Sales.Rep.:		SIZE	Cage Code:	DWG. NO.:	REV
ONE PLACE DECIMAL:	±0.0625	Q.A.Appr.:	SteveA	D	385Y5	00963	A
TWO PLACE DECIMAL:	±0.03125	Prod.Mgr.:	ClarkK	SCALE: 1:8	WEIGHT: 420 lbs.		SHEET 1 OF 1
THREE PLACE DECIMAL:	±0.015625						
ALL HOLES ±0.0010"							
MATERIAL THICKNESS IS 0.125"							
MATERIAL: Varies							
PAINT: Varies							
DO NOT SCALE DRAWING							

PROPRIETARY AND CONFIDENTIAL
 THE INFORMATION CONTAINED HEREIN IS THE PROPERTY OF DDB Unlimited, INC. ANY
 REPRODUCTION IN PART OR AS A WHOLE WITHOUT THE WRITTEN PERMISSION OF DDB Unlimited, INC. IS PROHIBITED.

DDB FORM: 7-1-2 REV: E 04/25/13