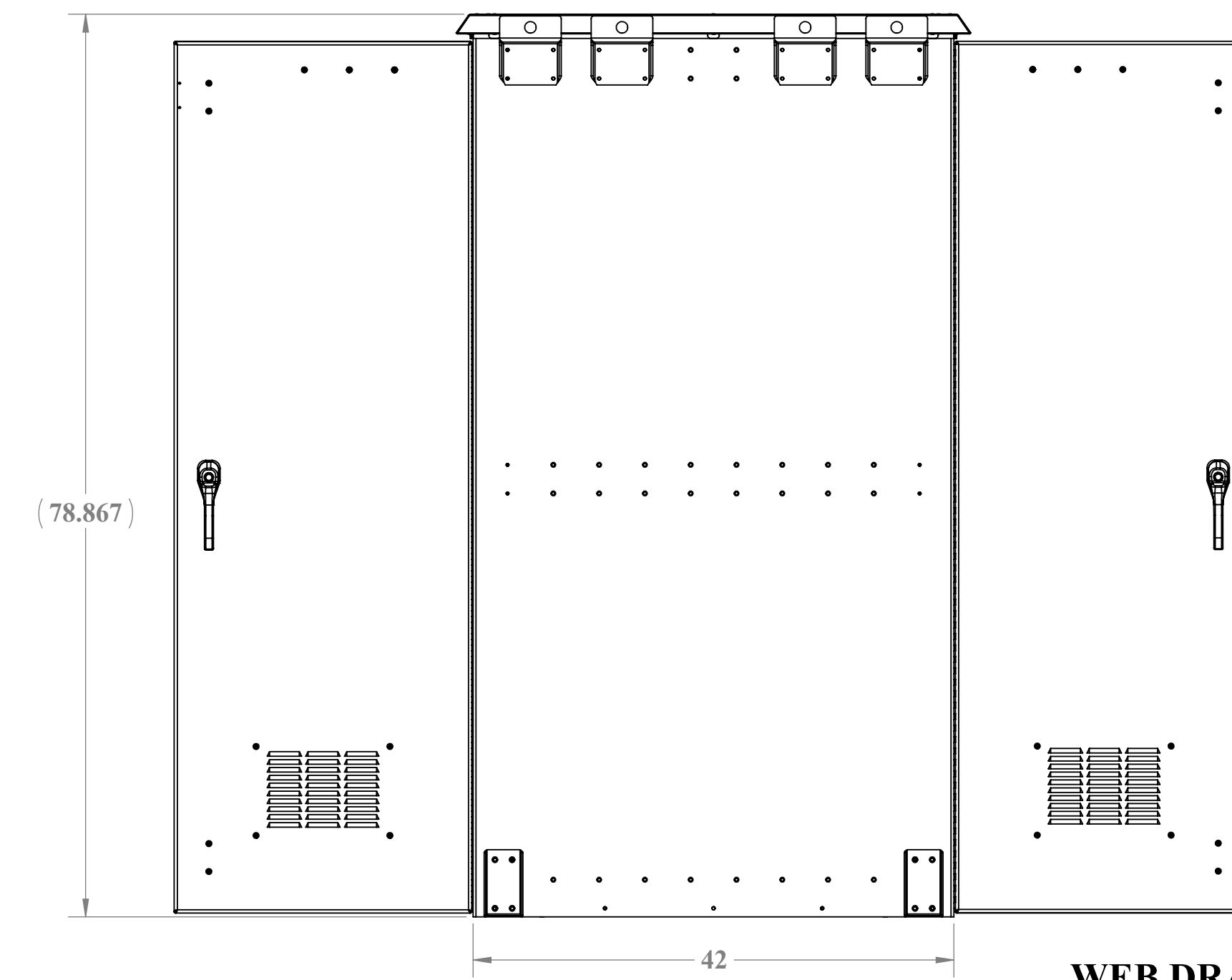
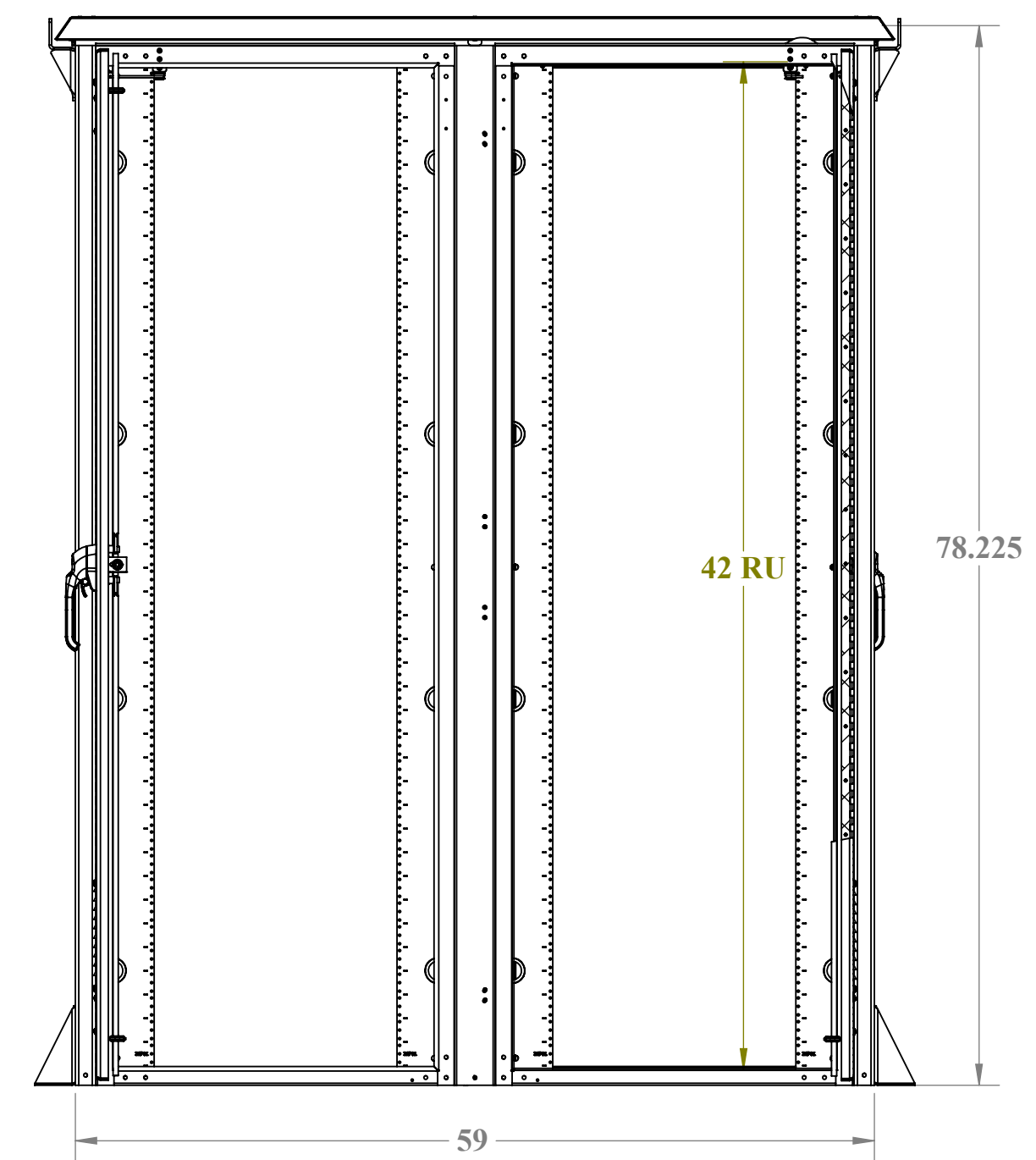
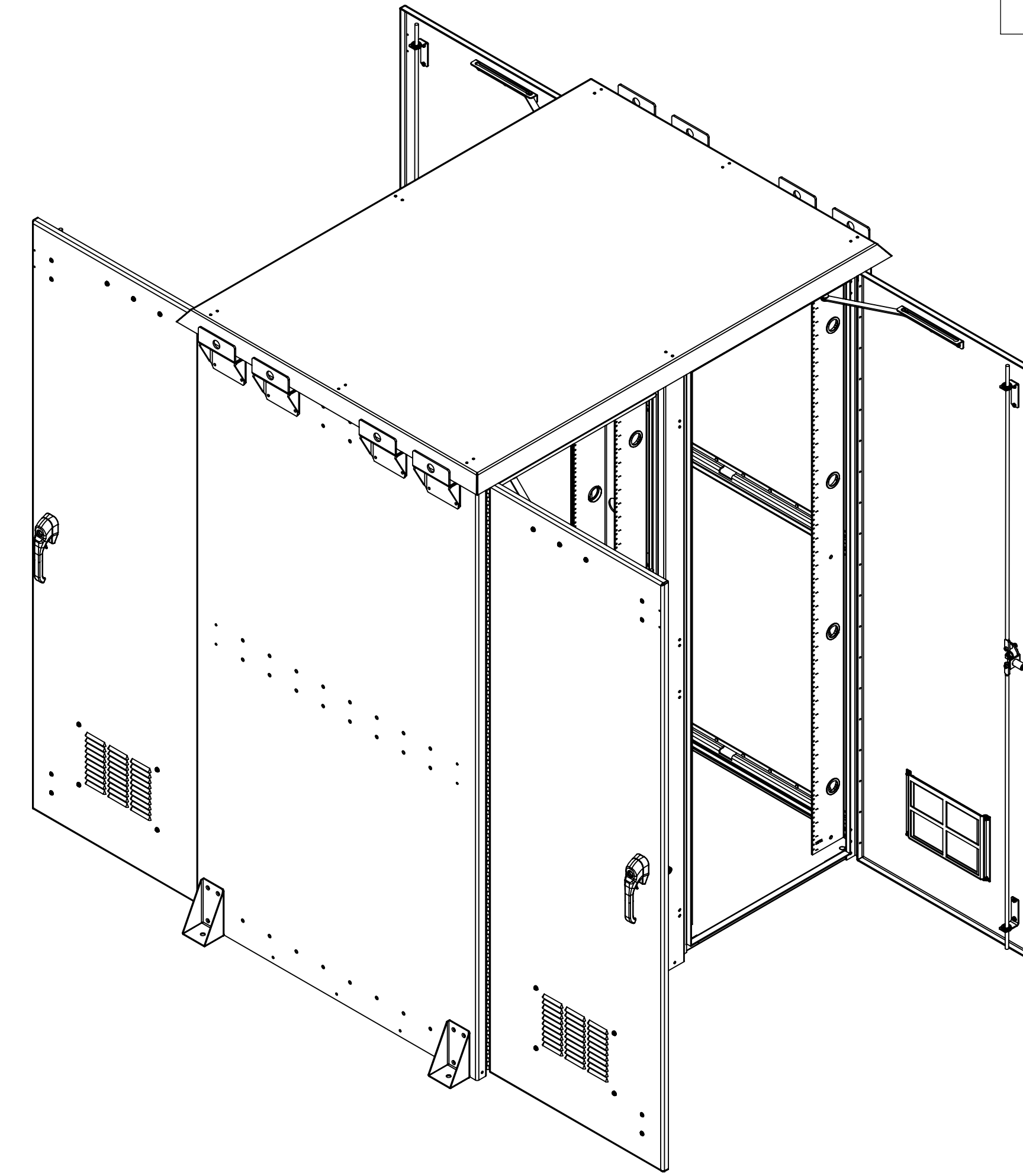
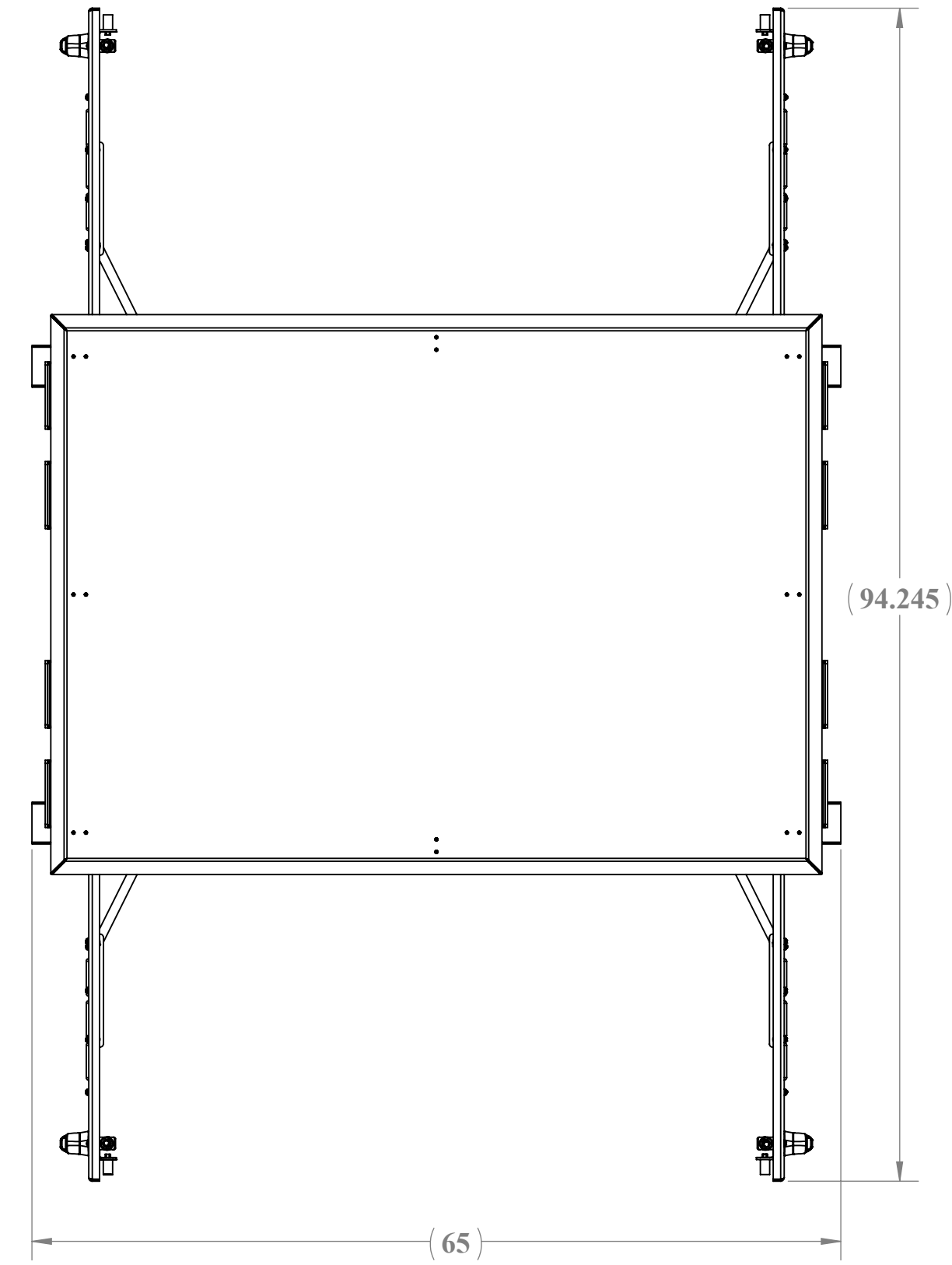


WEB DRAWING (NOT FOR FABRICATION)

For Fabrication Drawing of this enclosure see DWG #: 00041

REVISIONS		
REV.	DESCRIPTION	DATE
A	Initial Release per DR-00971	5/28/2014



WEB DRAWING (NOT FOR FABRICATION)

NOTES: UNLESS OTHERWISE SPECIFIED

- DIMENSIONS AND TOLERANCES ARE IN ACCORDANCE WITH ASME Y14.5M
- DIMENSIONS ARE IN INCHES, UNLESS OTHERWISE SPECIFIED
- THIS IS A SUPPLEMENTAL DRAWING AND MAY NOT BE FULLY DIMENSIONED. THE NOTES, TOLERANCES, AND SPECIAL INSTRUCTIONS ARE TO BE USED ALONG WITH THE LATEST REVISION OF THE SOLID DATABASE. THE PART OR ASSEMBLY IS TO BE CONTROLLED PER THE ELECTRONIC FILE
- ALL PEM STUDS SHALL BE FHS FOR STAINLESS ENCLOSURES AND FHA FOR ALUMINUM.
- ALL EXTERIOR WASHERS SHALL BE SEALING WASHERS
- THE FOLLOWING WEATHER STRIPPING SHALL BE USED FOR THE FOLLOWING APPLICATIONS:
DOOR LIP - TRIMLOCK 3100B3X1/8C
FAN PLATES - STICKER-TITE 1/8X3/8
ACS - STICKER-TITE 1/4X3/4
- CUSTOM ENCLOSURES SHALL HAVE SECURITY TORX FOR ALL EXTERIOR HARDWARE.
- SYMBOL DENOTES CRITICAL DIMENSIONS AND MUST BE INSPECTED
- REMOVE ALL BURRS AND SHARP EDGES 0.025" MAX RADIUS OR CHAMFER
- DO NOT DEBURR PRESS FIT HOLES
- DIMENSIONS SHALL APPLY AFTER ALODINE, PAINT, FINISH, OR COAT IS APPLIED
- INSTALL PRESS FIT STANDOFFS, STUDS, AND NUTS IN ACCORDANCE WITH THE MANUFACTURER'S SPECIFICATIONS.
- ALL OPEN HOLES SHALL BE POPULATED WITH APPLICABLE HARDWARE
- IDENTIFY PART WITH PART NUMBER, REVISION LETTER AND SERIAL NUMBER
- FINISHED PART TO BE FREE OF OILS, LUBRICANTS, AND OTHER CONTAMINANTS
- NO NYLON LOCK NUTS TO BE USED ON ANY PEM STUDS, UNLESS OTHERWISE SPECIFIED.
- ALL PEM STUDS WILL BE SECURED WITH EXTERNAL TOOTH WASHER AND STANDARD NUTS.
- TOLERANCES, UNLESS OTHERWISE SPECIFIED:
a. HOLE SIZE: +/- 0.003"
b. HOLE TO HOLE: +/- 0.005"
c. HOLE TO EDGE: +/- 0.010"
d. HOLE TO FOLD: +/- 0.015"
e. FOLD TO FOLD: +/- 0.020"



UNLESS OTHERWISE SPECIFIED:
DIMENSIONS ARE IN INCHES
ANGULAR: 21°
FRACTIONAL: NO DECIMAL
ONE PLACE DECIMAL: ±0.1250
TWO PLACE DECIMAL: ±0.0050
THREE PLACE DECIMAL: ±0.0020
ALL HOLES: ±0.0010
MATERIAL THICKNESS IS: 0.125"
PAINT: Varies
DO NOT SCALE DRAWING

NAME	DATE	DDB Unlimited Inc.			
Model by: DDB	6/4/2014	20D-78DDX WEB			
Drawn by: EdwardW	06/04/14	DWG, WEB, 20D, 78, DDX			
Sales.Rep: SteveA	06/05/14	SIZE	Cage Code:	DWG. NO.:	REV
Prod.Mgr: ClarkK	06/05/14	D	385Y5	00969	A
Control Number:		SCALE: 1:8	WEIGHT: 486 lbs.	SHEET 1 OF 1	

PROPRIETARY AND CONFIDENTIAL
THE INFORMATION CONTAINED HEREIN IS THE PROPERTY OF DDB Unlimited, INC. ANY REPRODUCTION IN PART OR AS A WHOLE WITHOUT THE WRITTEN PERMISSION OF DDB Unlimited, INC. IS PROHIBITED.

DDB FORM: 7-1-2 REV: E 04/25/13