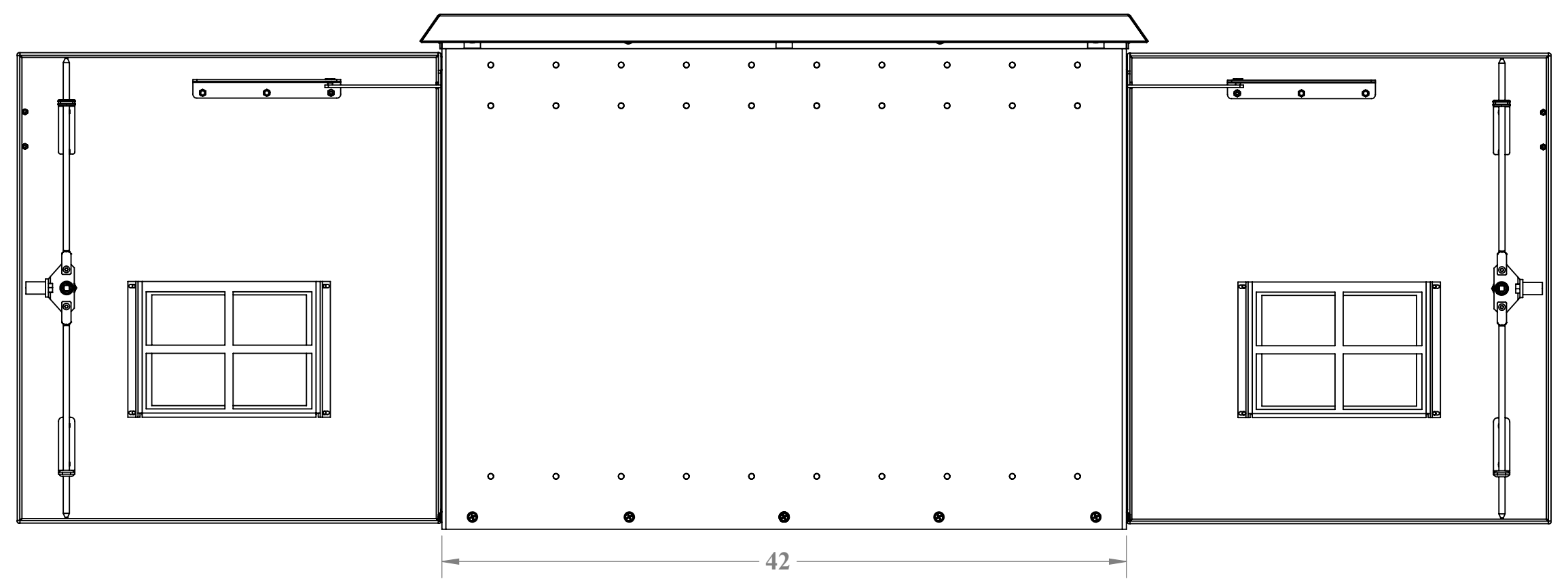
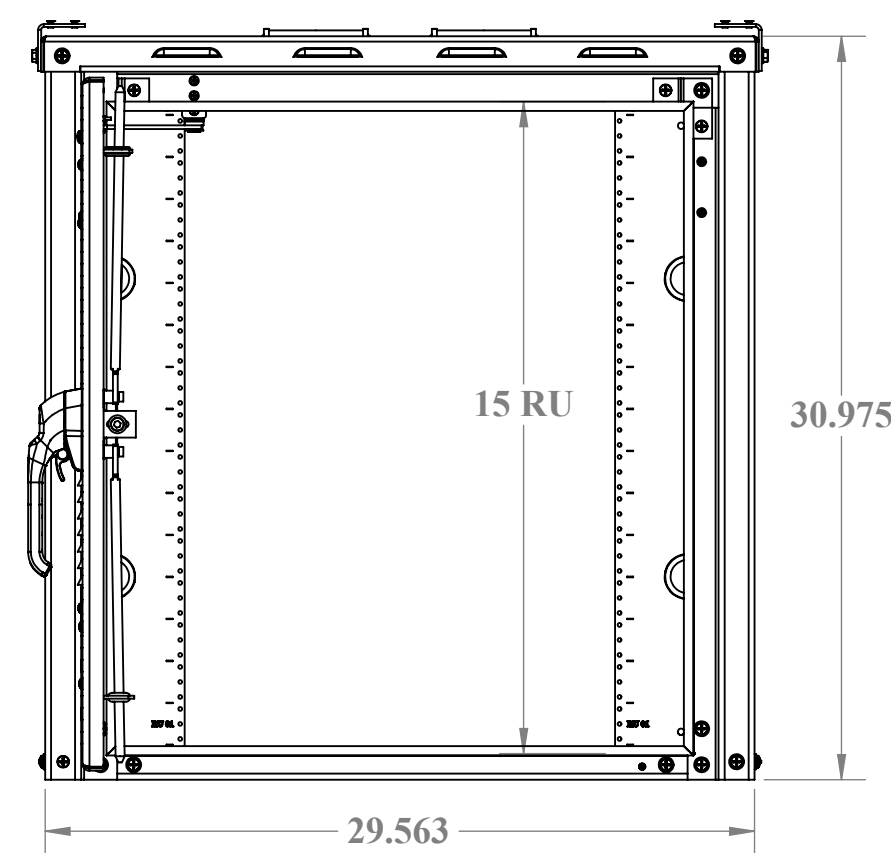
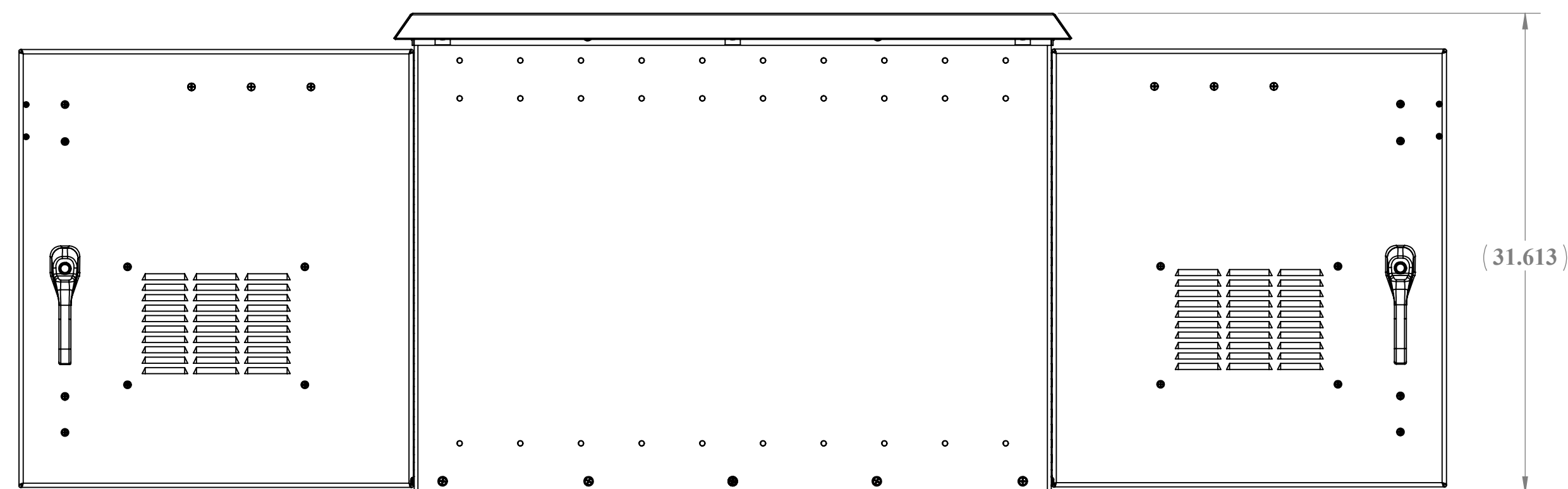
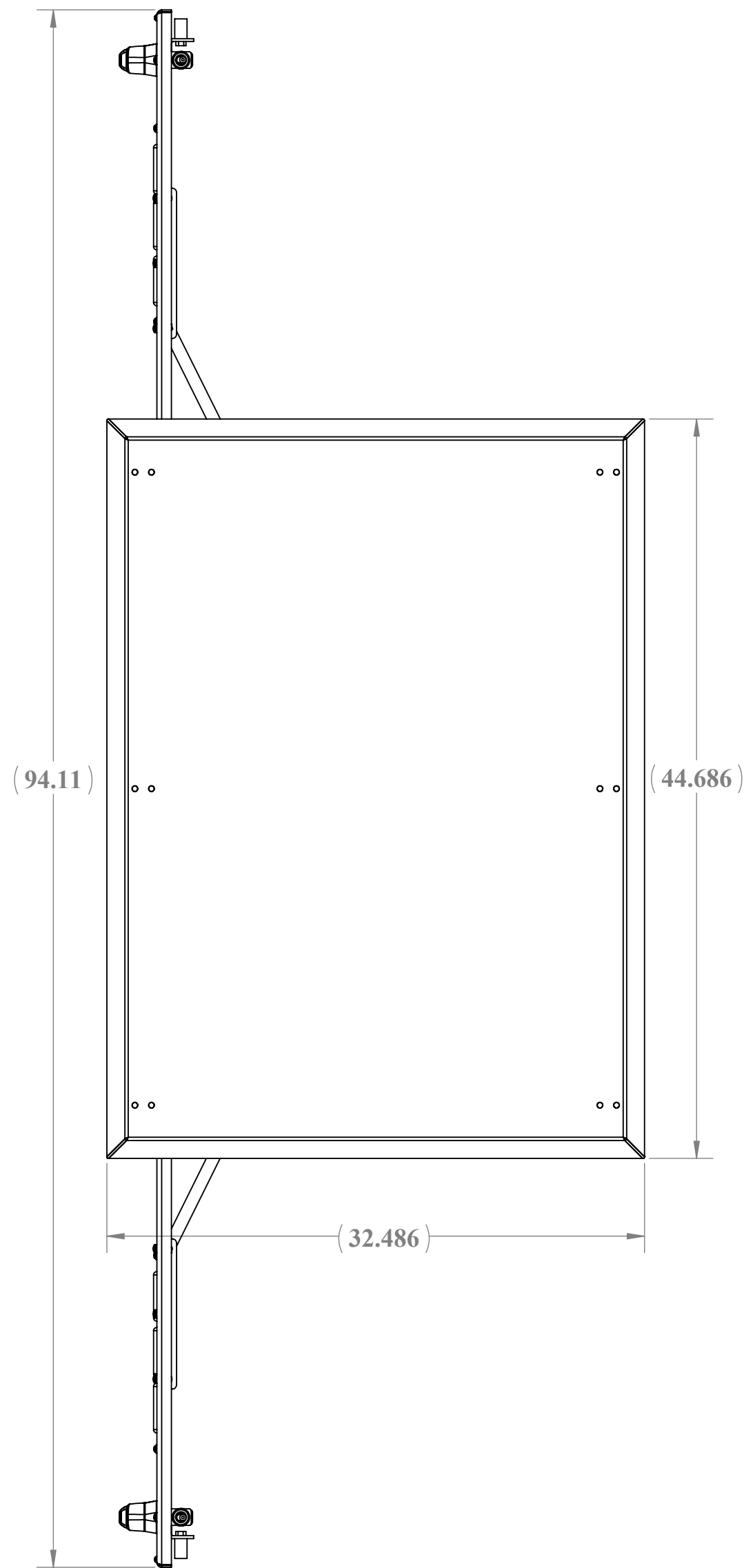
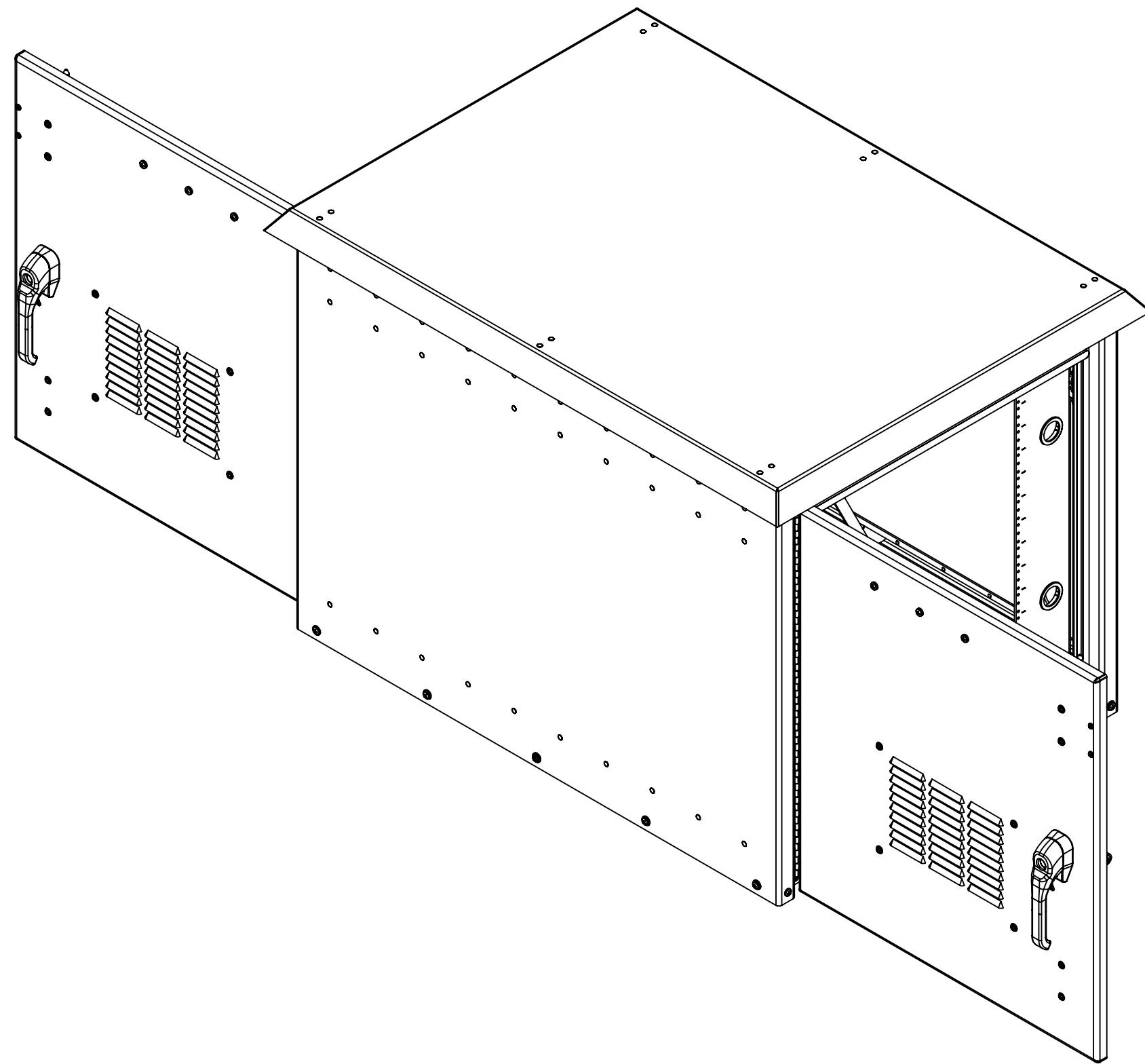


WEB DRAWING (NOT FOR FABRICATION)

For Fabrication Drawing of this enclosure see DWG #: 00667



NOTES: UNLESS OTHERWISE SPECIFIED

1. DIMENSIONS AND TOLERANCES ARE IN ACCORDANCE WITH ASME Y14.5M
2. DIMENSIONS ARE IN INCHES, UNLESS OTHERWISE SPECIFIED
3. THIS IS A DRAWING AND MAY NOT BE FULLY DIMENSIONED.
4. THE NOTES, TOLERANCES, AND SPECIAL INSTRUCTIONS ARE TO BE USED ALONG WITH THE LATEST REVISION OF THE SOLID DATABASE. THE PART OR ASSEMBLY IS TO BE CONTROLLED PER THE ELECTRONIC FILE.
5. ALL PENDING DIMENSIONS OR TOLERANCES ENCLOSURES AND FHA FOR ALUMINUM.
6. ALL EXTERIOR WASHERS SHALL BE SEALING WASHERS.
7. THE FOLLOWING WEATHER STRIPPING SHALL BE USED FOR THE FOLLOWING APPLICATIONS:
DOOR LIP - TRIMLOCK 3100B3X1/8C
FAN PLATES - STICKER-TITE 1/8x3/8
ACS - STICKER-TITE 1/4x3/4
7. CUSTOM ENCLOSURES SHALL HAVE SECURITY TORX FOR ALL EXTERIOR HARDWARE.
8. SYMBOLS FOR CRITICAL DIMENSIONS AND MUST BE INSPECTED.
9. REMOVE ALL BURRS AND SHARP EDGES 0.025" MAX RADIUS OR CHAMFER.
10. DO NOT DEBURR PRESS FIT HOLES
11. DIMENSIONS SHALL APPLY AFTER ALDOPINE, PAINT, FINISH, OR COAT IS APPLIED
12. INSTALL NUTS, STUDS, AND NUTS IN ACCORDANCE WITH THE MANUFACTURER'S SPECIFICATIONS.
13. ALL OPEN HOLES SHALL BE POPULATED WITH APPLICABLE HARDWARE.
14. IDENTIFY PARTS WITH PART NUMBER, ROLL NUMBER, AND SERIAL NUMBER.
15. FINISHED PART IS TO BE FREE OF OIL, LUBRICANTS AND OTHER CONTAMINANTS
16. NO NYLON LOCK NUTS TO BE USED ON ANY PEM STUDS, UNLESS OTHERWISE SPECIFIED.
17. ALL PEM STUDS WILL BE SECURED WITH AN ANTI-ROTATION TOOTH WASHER AND STANDARD NUTS
18. TOLERANCES, UNLESS OTHERWISE SPECIFIED:
a. HOLE SIZE: +/- 0.003"
b. HOLE TO HOLE: +/- 0.005"
c. HOLE TO EDGE: +/- 0.010"
d. HOLE TO FOLD: +/- 0.015"
e. FOLD TO FOLD: +/- 0.020"

REVISIONS		
REV.	DESCRIPTION	DATE
A	Initial Web Drawing per DR-00134	6/10/2013
B	revise to incorporate new components and new drawing template pdr DR-00909	5/13/2014

WEB DRAWING (NOT FOR FABRICATION)



UNLESS OTHERWISE SPECIFIED: DIMENSIONS ARE IN INCHES		NAME DATE		DDB Unlimited Inc.	
Model by: DDB 5/14/2014					
Angular: 1/16" ±1°		Drawn by: EdwardW 05/16/14		WOD-30DDX WEB	
Fractional: No Decimal: 0.1250				WOD, 30" H, DDX	
Decimal: 0.0005		Sales Rep: SteveS 6/25/2013			
Two Place Decimal: 0.00		Q.A. Appr: SteveS 05/30/14		SIZE Cage Code: DWG. NO.:	
Three Place Decimal: 0.0010				REV	
ALL HOLES & UNITS TO MATERIAL THICKNESS IS 0.125"		Prod.Mgr.: ClarkK 06/02/14		D 385Y5 00271 B	
MATERIAL-Varies		Cont.Number:		SCALE: 1:8 WEIGHT: 0 lbs.	
PARTS-Varies				SHEET 1 OF 1	
DO NOT SCALE DRAWING					