

# SB Series

## SB-262210C



## Why Choose the SB Series?

The SB series, outdoor enclosure, is the ultimate choice for your indoor/outdoor requirements. Being made of our own rugged Alumiflex®, you'll find it noticeably lighter than steel, yet strong enough to support even the heaviest equipment. When choosing the SB series, you are selecting the highest value in American construction. The SB enclosure, is optimal for public safety applications. It is ideal for both indoor and outdoor applications. Due to the flexible platform, the SB can be utilized as an electrical panel, battery storage, or communication cabinet as well as other numerous applications. The SB series includes standard features you have come to expect, including a standard plywood back plate, key locks, and various mounting bracket types. Additional optional accessories that can be added to enhance functionality include HVAC and cable entry solutions. DDB offers, a state-of-the-art design, a competitive price, and a guaranteed delivery with benchmark lead times. Contact our professional staff to assist with your design today.

### Application Types

- Telecommunications
- Wireless/Broadband
- Fiber Optics
- Small Cell/DAS
- Public Safety
- Utility
- Military
- Trailer-Based Communications
- Wi-Fi
- Video/Monitoring
- Oil/Gas
- Control Panels



### Industry Standards:

NEMA 4 as shown (unlisted to UL Type 4 Environmental Rating)  
(As Shown)

**UL 508A, Industrial Control Panels, UL 50 Type 4 (Listed)**

2301 S. HWY 77 Pauls Valley, OK 73075

T: (800) 753-8459 – F: (877) 220-7236

[sales@ddbunlimited.com](mailto:sales@ddbunlimited.com) [www.ddbunlimited.com](http://www.ddbunlimited.com)



### Features

- .125" Aluminum Construction
- Stainless steel external Hardware/hinge
- Key-Lock compression turn latches
- Cream Powder Coat
- Custom Colors Available
- Flexible and Scalable
- 15 Year Warranty
- Quick Shipping

### Weight and Dimensions

Approximate Exterior Dimensions:

26"H x 22"W x 10"D

Shipping Dimensions:

30" x 30" x 17" - Boxed

Approximate Shipping Weight:

45 lbs.

# SB Series

## SB-262210C



### Features

1. 1/4 Turn Key Locks
2. Standard Plywood Backplate;  
Optional Aluminum Backplate
3. Powder Coat Cream

2301 S. HWY 77 Pauls Valley, OK 73075

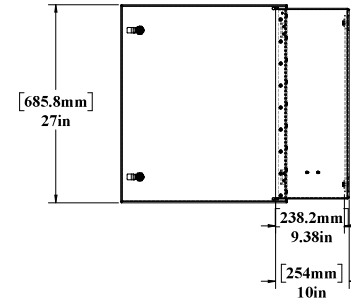
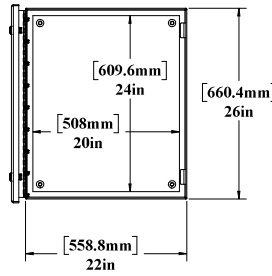
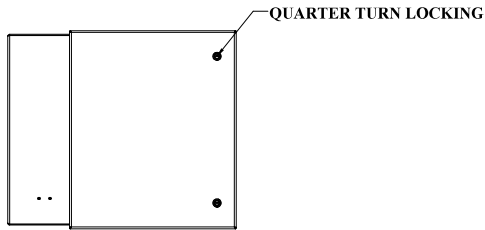
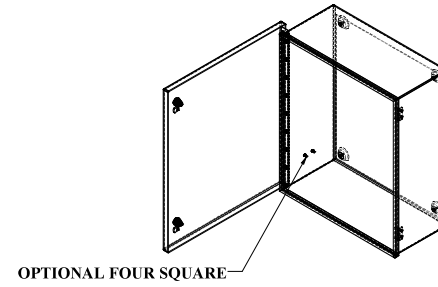
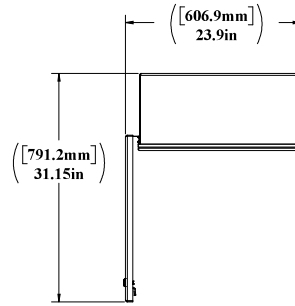
T: (800) 753-8459 – F: (877) 220-7236

[sales@ddbunlimited.com](mailto:sales@ddbunlimited.com) [www.ddbunlimited.com](http://www.ddbunlimited.com)

REVISIONS		
REV.	DESCRIPTION	DATE
A	Initial Release per DR-00953	5/23/2014
B	CREATED NEW WEB DWG FOR SB-262210 PER DR-01388	5/6/16

**WEB DRAWING (NOT FOR FABRICATION)**

For Fabrication Drawing of this enclosure see DWG #: 00405



**NOTES - UNLESS OTHERWISE SPECIFIED**

- DIMENSIONS AND TOLERANCES ARE IN ACCORDANCE WITH ASME Y14.5M
- DIMENSIONS ARE IN INCHES, UNLESS OTHERWISE SPECIFIED
- THIS IS A SUPPLEMENTAL DRAWING AND MAY NOT BE FULLY DIMENSIONED
- THE NOTES, TOLERANCES, AND SPECIAL INSTRUCTIONS ARE TO BE USED ALONG WITH THE LATEST REVISION OF THE SOLID DATABASE - THE PART OR ASSEMBLY IS TO BE CONTROLLED PER THE ELECTRONIC FILE
- ALL FEM STUDS SHALL BE PHS FOR STAINLESS ENCLOSURES AND PHA FOR ALUMINUM
- ALL EXTERIOR WASHERS SHALL BE SEALING WASHERS
- THE FOLLOWING WEATHER STRIPPING SHALL BE USED FOR THE FOLLOWING APPLICATIONS:  
DOOR LIP - TRIMLOCK 3100BX18C  
FAN PLATES - STICKER-ITE 15838
- ACS - STICKER-ITE 146314
- CUSTOM ENCLOSURES SHALL HAVE SECURITY TORX FOR ALL EXTERIOR HARDWARE
- SYMBOL DENOTES CRITICAL DIMENSIONS AND MUST BE INSPECTED
- REMOVE ALL BURRS AND BEAD EDGES 0.03" MAX RADIUS OR CHAMFER
- DO NOT DRIBBLE PRESS-FIT HOLES
- DIMENSIONS SHALL APPLY AFTER ALCOHNE PAINT FINISH OR COAT IS APPLIED
- INSTALL PRESS-FIT STANDOFFS, STUDS, AND NUTS IN ACCORDANCE WITH THE MANUFACTURER'S SPECIFICATIONS
- ALL OPEN HOLES SHALL BE POPULATED WITH APPLICABLE HARDWARE
- IDENTIFY PART WITH PART NUMBER, REVISION LETTER, AND SERIAL NUMBER
- FINISHED PART TO BE FREE OF OILS, LUBRICANTS, AND OTHER CONTAMINANTS
- NO NUTS OR LOCK NUTS TO BE USED ON ANY FEM STUDS, UNLESS OTHERWISE SPECIFIED
- ALL FEM STUDS WILL BE SECURED WITH EXTERNAL TOOTH WASHER AND STANDARD NUTS
- TOLERANCES - UNLESS OTHERWISE SPECIFIED:  
a. HOLE SIZE:  $\pm 0.005$   
b. HOLE TO HOLE:  $\pm 0.005$   
c. HOLE TO EDGE:  $\pm 0.010$   
d. HOLE TO FOLD:  $\pm 0.005$   
e. FOLD TO FOLD:  $\pm 0.020$

**WEB DRAWING (NOT FOR FABRICATION)**



UNLESS OTHERWISE SPECIFIED:		NAME	DATE	<b>DDB Unlimited Inc.</b>			
DESCRIPTION AND PART NO.	Model No.	0008	5/23/2014	SB-262210			
ARTICLE NO.	Drawn by:	zaronc	05/10/16	SR_262210			
REV. NO. AND DATE	Sales Rep:	Compbill		SITE	Cage Code:	DWG. NO.:	REV
FILE NO. AND DATE	Q.A. Appr:	4483844	05/13/16	D	38515	00953	B
FILE NO. AND DATE	Prof. Mgr.:	Claf65	05/13/16	SCALE: 1:8	WEIGHT: lbs.	SHEET 1 OF 1	
DATE OF REVISION	PAINT: Vendor			DO NOT SCALE DRAWING			

THE INFORMATION CONTAINED IN THIS DRAWING IS THE SOLE PROPERTY OF DDB Unlimited, INC. ANY REPRODUCTION IN PART OR AS A WHOLE WITHOUT THE WRITTEN PERMISSION OF DDB Unlimited, INC. IS PROHIBITED.

DDB FORM 7-12-REV E 04/25/13